

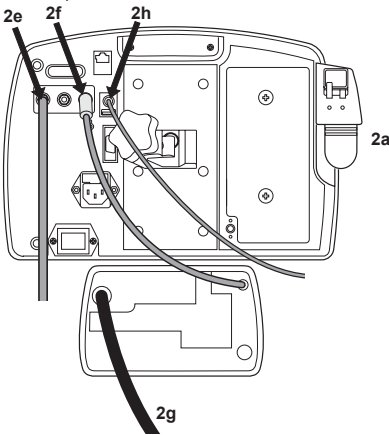


Series 3 software

Pre-Use Checkout

(The following instructions are provided for when the on-screen pre-use wizard is not used.)

1. Turn device ON, low calibration will begin and complete
2. **Initial Connections:**
Confirm attachment of the following:
 - a. Water separator cartridge, water trap bottle, and patient gas sample line in place
 - b. Injector module cable and tubing are connected
 - c. Plug in power cord and verify AC power light is ON
 - d. Regulator to 800 ppm INOMAX cylinder
 - e. Regulator hose to INOMax DS_{IR} inlet
 - f. INOblender hose connected and white lock in place
 - g. Oxygen source (50 psig) to back of INOblender
 - h. IR cable in place



3. Assemble pre-use set-up connectors (diagram on back of card). Do not turn O₂ flowmeter ON yet.

4. High Pressure Leak Test:

- Open/close INOMAX 800 ppm cylinder valve

 - a. Verify, at least 500 psig cylinder pressure
 - b. Verify, no decrease in cylinder pressure for 30 seconds

5. Manual Purge/Alarm Verification:

- a. Press CANCEL to exit pre-use wizard.
- b. Verify the INOMAX cylinder valve is closed.
- c. Set the O₂ flowmeter to 10 L/min
- d. Purge INOMax DS_{IR}.
 - Set the INOMAX dose to 40 ppm.
 - “Cylinder Valve Closed” alarm will occur.
 - Cylinder gauge pressure should drop to 0 psig.
 - Measured NO₂ will increase and then decrease as NO₂ is purged from the system.
 - “Low Cylinder Pressure” alarm will occur.
- e. Open the INOMAX cylinder valve.
- f. Turn the INOMAX dose to zero. The “Set Dose is Zero, Close Cylinder Valve” indicator will appear. This indicator will display anytime the set dose is returned to zero; however, during this pre-use procedure, leave the cylinder open and touch the screen to reset the indicator.

6. Integrated Pneumatic Backup Test:

- a. Verify pre-use assembly flowmeter set to 10 L/min
- b. Turn INOMax DS_{IR} backup switch ON
- c. Verify measured values

NO	14-26 ppm
NO ₂	≤ 1.0 ppm

- d. Turn backup switch OFF



7. Performance Test:

- a. Verify O₂ flowmeter is set to 10 L/min

- b. Set INOMAX dose to 40 ppm

Acceptable NO Value	35-45 ppm
Acceptable NO ₂ Value	<1.5 ppm
FiO ₂	95% ± 3%

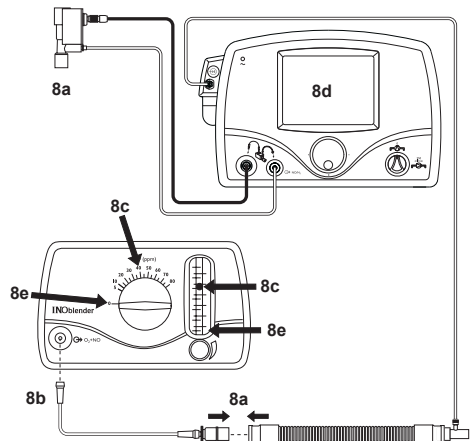
- c. Verify monitored values
- d. Set INOMAX dose to 0 ppm
 - “Set Dose is Zero, Please Close Cylinder Valve” reminder will appear- DO NOT close cylinder valve at this time
- e. Turn oxygen flowmeter OFF

8. INOblender Test:

- a. Remove injector module from pre-use assembly
- b. Remove O₂ tubing from flowmeter and attach to INOblender outlet
- c. Set INOblender flow to 10 L/min, INOMAX dose to 40 ppm
- d. Confirm acceptable NO value

NO	32-48 ppm
----	-----------

- e. Set INOblender dose and flow to 0



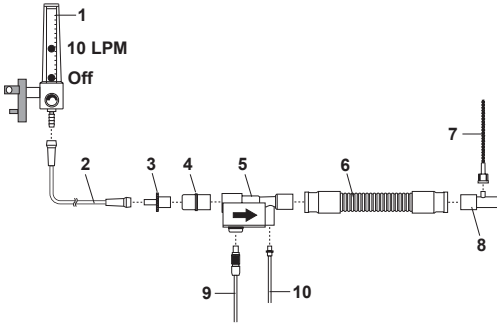
End of Procedure

If device is not used within 10 minutes, depressurize cylinder regulator



WARNING: This reference card is not a substitute for the INOMax DS_{IR} and INOblender Operation and Maintenance manuals. Refer to these manuals for all applicable cautions and warnings.

Pre-Use Assembly



1. O₂ Flowmeter
2. O₂ Tubing
3. 15M x 4.5M Adapter
4. 22M / 15F x 22M / 15F Adapter
5. Injector Module
6. 300 mm of 22 mm hose
7. Patient Gas Sample Line with Nafion
8. Gas Sample Tee
9. Injector Module Electrical Cable
10. NO/N₂ Injector Tube

“88” Cylinder Duration

		FLOW			
		5 L/min	10 L/min	20 L/min	40 L/min
INOMAX Dose (ppm)	5	39 Days	19.5 Days	9.8 Days	4.9 Days
	10	19.4 Days	9.7 Days	4.8 Days	2.4 Days
	20	9.6 Days	4.8 Days	2.4 Days	1.2 Days
	40	4.7 Days	2.3 Days	1.2 Days	14 Hours
	80	2.2 Days	1.1 Days	13.3 Hours	6.6 Hours



FiO₂ Dilution

		Set FiO ₂				
		.21	.40	.60	.80	1.00
INOMAX Dose (ppm)	10	0.21	0.40	0.59	0.79	0.99
	20	△ 0.20	0.39	0.59	0.78	0.98
	40	△ 0.20	0.38	0.57	0.76	0.95
	80	△ 0.19	0.36	0.54	0.72	0.90
		Actual FiO ₂				

* All calculations in the table above are based on a full cylinder, 138 bar (2000 psig), 1963 liter “88” cylinder, with a cylinder change at 14 bar (200 psig). The figures are calculated based on a total continuous breathing circuit gas flow and a cylinder conversion factor of 14.2 liters per bar/0.98 liters per psig.

- INOMAX flow = [Desired dose × total ventilator flow] ÷ [Cylinder concentration - desired dose]
- Cylinder volume = Cylinder conversion factor × cylinder pressure (bar/psig)
- Cylinder duration (hours) = (Cylinder volume ÷ INOMAX flow rate) ÷ 60

